



MAXIMA 630


NEW BOAT TO ORDER

DIMENSIONS

LOA: 6.10M | BEAM: 2.30M | MAXIMUM DRAFT: 0.4M

GENERAL SPECIFICATION

CE CATEGORY: C/D | NUMBER OF PERSONS: 6/8 | MAXIMUM POWER: 60HP



DESCRIPTION

Maxima 630 tender is completely new in form and layout. A tight smooth hull with a rub rail and an integrated swimming platform, chic steps at the back, and a protective stainless steel strip for the bathing platform all come together to make this beautifully finished, practical sloop.

Adaptable depending on your lifestyle, the 630 can be fast-moving, with the hull suitable for up to 60hp of power. That said, this vessel is equally at home with a 15hp outboard for slow leisurely cruising.

Perfect for a swim or water sports with friends, the platform doubles as protection against the motor's propeller of the motor and is ideal for boarding and disembarking safely.

Please contact our office for more information.



FULL SPECIFICATION

- Length overall - 6.10m
- Beam - 2.30m
- Maximum draft - 0.4m
- Weight - 840kg
- CE category - C/D
- Number of persons - 6/8
- Clearance height - 1.02m
- Maximum power - 60hp outboard engine

ENGINE OPTIONS

- 15hp Honda LRU incl 12L tank, battery & rigging
- 20hp Honda LRU incl 12L tank, battery & rigging
- 40hp Honda LRU incl 24L tank, battery & rigging
- 50hp Honda LRU incl 24L tank, battery & rigging
- 60hp Honda LRU incl 24L tank, battery & rigging

RECOMMENDED PACKAGE

20 hp Honda LRU incl. 12 litre tank, battery & rigging deluxe package:

- Teakline floor
- Navigation lights LED in hull
- 360 degrees led top light
- Automatic bilge pump
- Switch panel console with 12 volt plug
- Sprayhood with stainless steel frame, back cover & storage cover (sport/family)
- Antifouling system 5 layers incl. epoxy underlay


OTHER OPTIONS


- Inside deck colour
- Other RAL-colour (Hull)
- Sprayhood with stainless steel frame, back cover & storage cover (sport/family)
- Unzippable front window
- Blinding sprayhood
- Deluxe package with brown finteak
 - Navigation lights LED in hull
 - 360 degrees led top light
 - Automatic bilge pump
 - Switch panel console with 12 volt plug
- Deluxe package with black finteak
- Deluxe package with permateek flooring
- Luxury cushions with diamond
- Stern cushion
- Sunbed
- Raised seat cushion with 4 cup holders
- Armrest with 2 cup holders
- Bimini top deluxe with stainless steel frame and extendable legs



OTHER OPTIONS

- Fusion radio with bluetooth and 2 x 120w speakers
- Glass in cockpit Garmin 62cv from 40 hp (motor data/ navigation/ depth)
- Glass in cockpit Garmin 7 touch from 40 hp (motor data/ navigation/ depth)
- Glass in cockpit Garmin 9 touch from 40 hp (motor data/ navigation/ depth)
- Audio expansion Fusion set with 4 x 120w speakers
- Audio expansion Fusion set with 4 x 160w speakers and amplifiers
- Stainless steel swimming ladder
- SS grabrail on steering console
- 40L built in cool box
- Vetus bow thruster
- Hydraulic steering
- 2nd battery with diode
- Extra fuel tank
- Built-in fuel tank 53L
- Antifouling system 5 layer incl. epoxy underlay
- Ready to go package: 4 x fender, 4 x ropes, anchor with line
- Chemical toilet
- Oval table with removeable leg
- Oval table with fineteak and removeable leg
- Oval table with permateek and removeable leg
- Small flag pole
- Large flag pole
- SCM approved outboard engine lock
- SCM approved cable lock 5 meters
- SCM approved chain 2 meters





FOR DETAILS CONTACT

Walton Marina Office

Contact Tingdene Boatsales

Email: waltonboatsales@tingdene.net / Tel: 01932 221689

