



Viking 275 Highline *NEW BOAT*

Year
2022

Dimensions

LOA - 8.22m
Beam - 2.8m
Minimum draft - 0.5m
Maximum draft - 0.4m
Displacement - 2100

Bridge clearance - 2m
Interior headroom - 2m

Engines

Total power - 30hp
Total engines - 1
Type - Mariner 30
Year built - 2020

Tanks

Fresh water tanks - 1 (50L)
Fuel tanks - 1 (20L)

Accommodation

Number of double berths - 3
Number of cabins - 3
Number of heads - 1
Number of bathrooms - 1

Tingdene Boat Sales
Email boatsales@tingdene.net
Tel 01933 551 622

OVER 150 NEW & PRE-OWNED
CRAFT LYING AT OUR MARINAS

DESCRIPTION

This Viking 275 by Viking Cruisers, a 6 berth family river cruiser.

This 275 is packaged with a 30hp Mariner outboard and Highline Pack

Available to be specified to your requirements Delivery Spring 2022

FULL SPECIFICATION

LAYOUT

CABIN

The interior of the Viking 275 open offers accommodation for six with a minimum headroom of 6'03".

The cabin is laid out in a airy open plan design with a large U shape sofa to port with table and a circular seating area forward, both convert to double berths.

Opposite of the main seating area and to starboard is the galley with storage beneath the worktops. The sink and hob is fitted with a flush fitting fold down glass cover.

Aft of the saloon seating area to port, the toilet room is found with a portapotti toilet.

Aft of here is a full height wardrobe

Beneath the cockpit floor a generous double berth being 7' in length with an opening window to the cockpit.

Aft again a large storage locker for tender or other useful items.

COCKPIT

The cockpit features the helm to port with steering via a cable to the outboard, single lever engine controls and ancillary switches.

THE HELM SEATING AREA

A double helm seat with storage below is to port with further two seating areas aft separated by a central access through the transom to a moulded bathing platform where access can be gained to either port or starboard.

EXTERIOR

The Viking 275 Open is fully hand moulded featuring a gel coat exterior strengthened by chopped strand matt.

All exterior fittings are in stainless steel and the boat has side decks of approximately 10" in width, sturdy handrails are located on the cabin top and the bow is surrounded by a stainless steel pulpit.

The cockpit screens are four section fixed which can be specified as fold able for navigation beneath the lowest of bridges.

The cabin side windows are of a one piece section giving the maximum amount of light into the cabin.

ENGINES

All Viking models are outboard powered. Standard prices are quoted with Mariner outboard models, on this 275 open this is a 30 HP EFI

STANDARD INVENTORY

Stainless steel pulpit rail

Stainless steel hand rails to cabin top

Stainless steel hand rails below side screens

Three cleats

Six fender eyes

Two fairleads

Aluminium rubbing strake with plastic insert

Powder coated five section fixed windscreen

Powder coated cabin side windows of one piece section

Powder coated forward facing cabin window

Cabin ventilation fixed

Hull side decals

Cotton canvas canopy on stainless steel frame

Carpeted cockpit

Carpeted cabin

Cockpit seating with base and back cushions in vinyl covering

Moulded bathing platform to transom

Moulded transom access door

Helm Seat

Steering system and wheel upgraded to Hydraulic

Two 80 ah batteries

Rotary type battery master switch

30 HP Mariner Outboard engine

Mariner Engine control system

12.5 litre Mariner fuel tank

12 v switch panel

Cockpit Light

Navigation lights

Interior cabin LED lighting

Interior joinery in Oak veneer ply panelling

Interior upholstery from selected samples

Cream coloured curtains

Beige coloured interior hull lining carpet around windows

Canopy in acrylic canvas

Water pump

Galley sink with mixer tap and cold water supply

2 burner hotplate

Cold water with flexible bag in bow

Porta potti toilet

Boat safety certificate

HIGHLINE PACK

Folding cockpit screens

Gas hot water boiler

Hot water to galley and shower

Shower to toilet room

2 burner gas hob

Gas oven

Gas test point

12 volt fridge

Cartridge toilet with fresh water electric flush toilet

1 x wiper




1 x 12v socket


IMAGES











DISCLAIMER

Whilst every care has been taken in there preparation, the correctness of these particulars is not guaranteed. The particulars are intended only as a guide and they do not constitute a term of any contract. A prospective buyer is strongly advised to check the particulars and where appropriate to have the vessel fully surveyed, inspected and sea or river trialed depending on location of the boat

Tingdene Boat Sales

Email boatsales@tingdene.net

Tel 01933 551 622

**BRITISH
MARINE**
BOAT RETAILERS
& BUILDERS

OVER 150 NEW & PRE-OWNED
CRAFT LYING AT OUR MARINAS

CRANCHI
Boatbuilder since 1870
ITALY

Distributors of
VIKING
RIVER & CANAL BOATS

TINGDENE
NARROWBOATS AND WIDEBEAMS

All offers made on new and pre-owned craft are subject to contract and 'E & OE'